

THE RUDIMENTS:

A Learning Sequence

INCLUDING: APPLICATION EXERCISES AND PROGRESS CHART

Quadrant B

11. Single Stroke Seven
12. Paradiddle-diddle
13. Flam Accent
14. Swiss Army Triplet
15. Flamacue
16. Nine Stroke Roll
17. Thirteen Stroke Roll
18. Seventeen Stroke Roll
19. Lesson 25
20. Single Dragadiddle

Learning Sequence Handbook Courtesy Of:

VIC FIRTH

the number ONE drumstick in the world!

Download a FREE copy at <http://www.VicFirth.com>

THE RUDIMENTS:

A Learning Sequence

Quadrant B

11. SINGLE STROKE SEVEN

R L R L R L R L R L R L R L

Applied:

R L R L R L R L L L R L L R

TRACK YOUR PROGRESS:

BRONZE	SILVER	GOLD	PLATINUM	DIAMOND
<i>m.m. = 60 - 80</i>	<i>m.m. = 85 - 105</i>	<i>m.m. = 110 - 130</i>	<i>m.m. = 135 - 155</i>	<i>m.m. = 160 - 180</i>

12. PARADIDDLE-DIDDLE

R L R R L L R L L R R L L L R R

Applied:

R L R R L L R L L R R L L L R R

TRACK YOUR PROGRESS:

BRONZE	SILVER	GOLD	PLATINUM	DIAMOND
<i>m.m. = 40 - 60</i>	<i>m.m. = 65 - 85</i>	<i>m.m. = 90 - 110</i>	<i>m.m. = 115 - 130</i>	<i>m.m. = 135 - 150</i>

13. FLAM ACCENT

L R L R L R L R L R L R L R L R

Applied:

R L R L R L R L L L R L L R

TRACK YOUR PROGRESS:

BRONZE	SILVER	GOLD	PLATINUM	DIAMOND
<i>m.m. = 60 - 80</i>	<i>m.m. = 90 - 110</i>	<i>m.m. = 120 - 140</i>	<i>m.m. = 150 - 170</i>	<i>m.m. = 180 - 200</i>

THE RUDIMENTS:

A Learning Sequence

Quadrant B, page 2

14. SWISS ARMY TRIPLET

Musical notation for Swiss Army Triplet, showing three groups of triplets. The first group has notes with accents and a '3' above. The second group has notes with accents and a '3' above. The third group has notes with accents and a '3' above. The notes are eighth notes.

LR R L LR R L LR R L LR R L
RL L R RL L R RL L R RL L R

Applied:

Applied musical notation for Swiss Army Triplet, showing a sequence of triplets. The first group has notes with accents and a '3' above. The second group has notes with accents and a '3' above. The third group has notes with accents and a '3' above. The fourth group has notes with accents and a '3' above. The notes are eighth notes.

RR LL RR LL RR LL RR LL RRL LLR RRL LLR RRL LLR RRL LLR R L R L R L R L R L RRL LLR RRL LLR RRL LLR

TRACK YOUR PROGRESS:

BRONZE	SILVER	GOLD	PLATINUM	DIAMOND
<i>m.m. = 35 - 50</i>	<i>m.m. = 55 - 70</i>	<i>m.m. = 75 - 95</i>	<i>m.m. = 100 - 120</i>	<i>m.m. = 120 - 135</i>

15. FLAMACUE

Musical notation for Flamacue, showing a sequence of notes. The first group has notes with accents and a '3' above. The second group has notes with accents and a '3' above. The notes are eighth notes.

LR RL L R L LR RL

Applied:

Applied musical notation for Flamacue, showing a sequence of notes. The first group has notes with accents and a '3' above. The second group has notes with accents and a '3' above. The third group has notes with accents and a '3' above. The fourth group has notes with accents and a '3' above. The notes are eighth notes.

RL LR R L R RLR LRL RLR LRL RLRL LRL RLRL LRL RLRL RLRL RLRL RLRL RLRL RLRL RLRL RLRL RLRL

TRACK YOUR PROGRESS:

BRONZE	SILVER	GOLD	PLATINUM	DIAMOND
<i>m.m. = 40 - 60</i>	<i>m.m. = 80 - 95</i>	<i>m.m. = 100 - 115</i>	<i>m.m. = 120 - 155</i>	<i>m.m. = 140 - 160</i>

16. NINE STROKE ROLL

Musical notation for Nine Stroke Roll, showing a sequence of notes. The first group has notes with accents and a '3' above. The second group has notes with accents and a '3' above. The third group has notes with accents and a '3' above. The fourth group has notes with accents and a '3' above. The notes are eighth notes.

RRLRLRLR LLRLLRRL R R L L

Applied:

Applied musical notation for Nine Stroke Roll, showing a sequence of notes. The first group has notes with accents and a '3' above. The second group has notes with accents and a '3' above. The third group has notes with accents and a '3' above. The fourth group has notes with accents and a '3' above. The notes are eighth notes.

RLRLR LRLRL R R L L RLRLR LRLRL R L L R R L

TRACK YOUR PROGRESS:

BRONZE	SILVER	GOLD	PLATINUM	DIAMOND
<i>m.m. = 60 - 75</i>	<i>m.m. = 80 - 95</i>	<i>m.m. = 100 - 115</i>	<i>m.m. = 120 - 135</i>	<i>m.m. = 140 - 160</i>

THE RUDIMENTS:

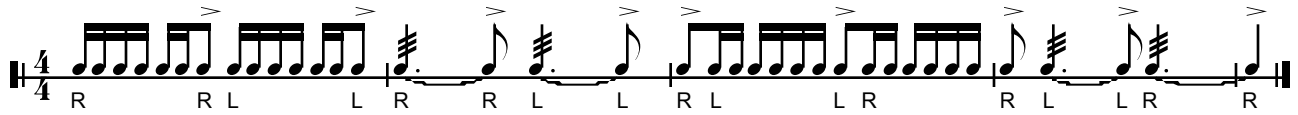
A Learning Sequence

Quadrant B, page 3

17. 13 STROKE ROLL




Applied:



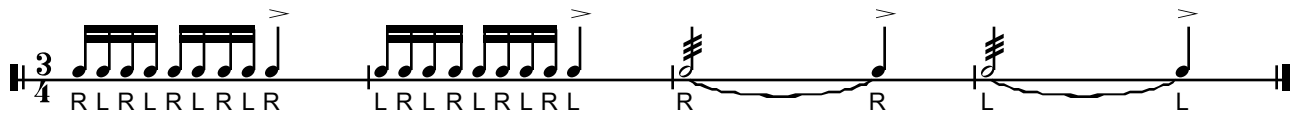
TRACK YOUR PROGRESS:

BRONZE	SILVER	GOLD	PLATINUM	DIAMOND
<i>m.m. = 60 - 75</i>	<i>m.m. = 80 - 95</i>	<i>m.m. = 100 - 115</i>	<i>m.m. = 120 - 135</i>	<i>m.m. = 140 - 160</i>

18. 17 STROKE ROLL




Applied:



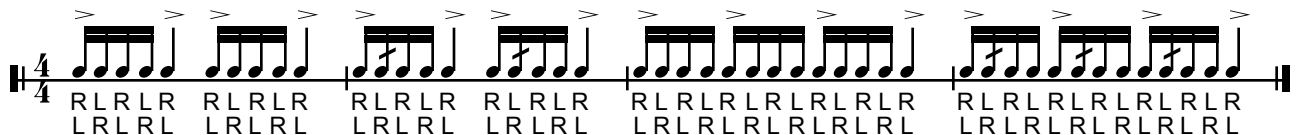
TRACK YOUR PROGRESS:

BRONZE	SILVER	GOLD	PLATINUM	DIAMOND
<i>m.m. = 60 - 75</i>	<i>m.m. = 80 - 95</i>	<i>m.m. = 100 - 115</i>	<i>m.m. = 120 - 135</i>	<i>m.m. = 140 - 160</i>

19. LESSON 25



Applied:



TRACK YOUR PROGRESS:


BRONZE	SILVER	GOLD	PLATINUM	DIAMOND
<i>m.m. = 60 - 75</i>	<i>m.m. = 80 - 95</i>	<i>m.m. = 100 - 115</i>	<i>m.m. = 120 - 135</i>	<i>m.m. = 140 - 160</i>

THE RUDIMENTS:

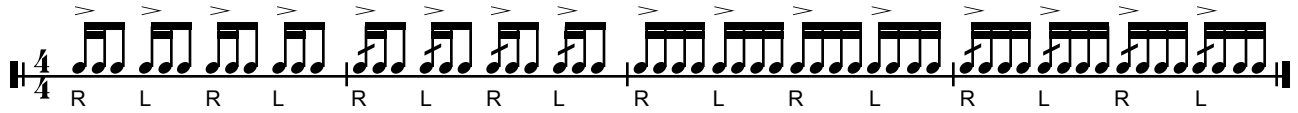
A Learning Sequence

Quadrant B, page 4

20. DRAGADIDDLE



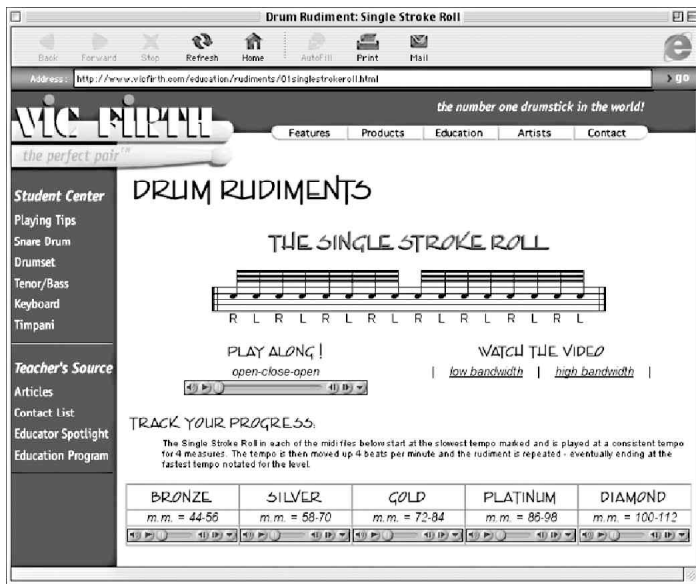
Applied:



TRACK YOUR PROGRESS:

BRONZE	SILVER	GOLD	PLATINUM	DIAMOND
<i>m.m. = 60 - 75</i>	<i>m.m. = 80 - 95</i>	<i>m.m. = 100 - 115</i>	<i>m.m. = 120 - 135</i>	<i>m.m. = 140 - 160</i>

LEARN YOUR RUDIMENTS ONLINE!



WATCH A VIDEO OF THE RUDIMENT BEING PLAYED BY DR. JOHN WOOTON!

PLAY ALONG WITH OUR AUDIO FILES!

TRACK YOUR PROGRESS! EACH LEVEL HAS A MIDI FILE TO PLAY ALONG WITH!

GET PRACTICE SUGGESTIONS AND EXERCISES FROM THE EXPERTS!

